

Nest Platform

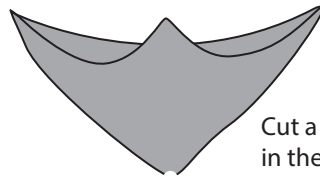

Great Gray Owl and Great Horned Owl



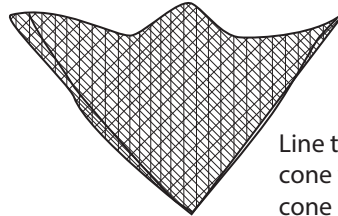
Great Horned Owl

Cindie Brunner

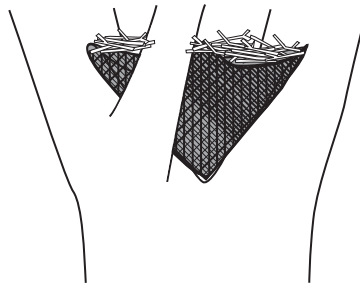
Materials: 36" square of 1" mesh chicken wire



Cut a drain hole in the bottom.

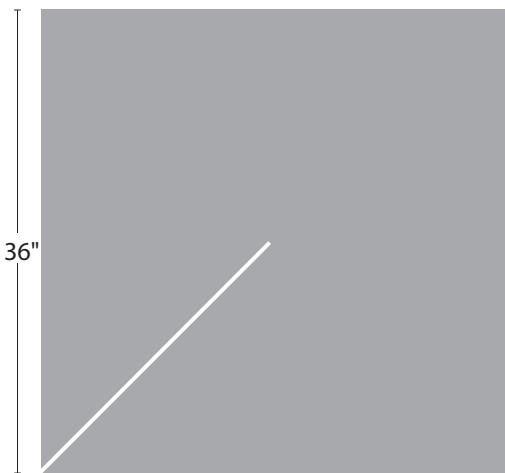


Line the wire cone with the cone of landscaping fabric.



Construct a stick nest inside the cone, wiring branches to cone through the landscaping fabric.

36" square of landscaping fabric



Cut each piece from corner to center as indicated and overlap edges to make a cone 14" deep. Use a rope to raise the nest and lower it into the crotch of a tree.

Increase Your Chances of Nest Box Success!

Information on natural history, habitat, nest box placement, and management for Midwestern birds is available in *Woodworking for Wildlife*. Order at minnesotasbookstore.com

